




संलग्नक
1

मद संख्या-49(01)
हरिद्वार विकास प्राधिकरण का वित्तीय वर्ष 2010-11 का प्रस्तावित आय-व्यय।
वित्तीय वर्ष-2009-10 का वास्तविक आय-व्यय तथा वित्तीय वर्ष 2010-11 हेतु
प्राधिकरण का निम्नलिखित आय-व्यय अनुमोदनार्थ प्रस्तुत है।

(Rs. In lac)						
	Actual 2006-07	Actual 2007-08	Actual 2008-09	Actual 2009-10	Proposed 2010-11	Up to 31.08.10
Op. Balance	281.19	13352.17	2219.79	2771.88	3363.22	3363.22
A Revenue Income						
1 stamp duty	256.86	191.69	361.29	0.00	0.00	0.00
2 Int. on investments	476.24	66.13	90.34	111.38	115.00	0.00
3 Map Fee	46.51	95.96	100.63	152.56	200.00	12.30
4 Comp. Fee	93.17	59.90	162.14	195.73	300.00	46.17
5 Supervision Fee	12.53	8.67	25.71	34.75	40.00	2.60
6 Other Income (Tender, Leas rent Etc.)	3.41	5.43	4.18	12.50	15.00	0.44
7 Development Fee	152.42	218.69	301.08	494.45	600.00	21.48
8 Land use conversion. Fee	44.71	15.62	159.11	36.53	80.00	0.00
10 Ambaar Fee	8.62	12.86	17.71	25.72	30.00	1.12
9 Free hold Fee	16.66	2.86	3.69	32.37	60.00	47.14
10 Maintenance. Fee of Harilok	3.08	1.96	5.59	2.22	10.00	1.56
11 Haritama Fee	17.25	25.73	35.42	51.44	60.00	2.24
12 Sale of Broucher	99.98	0.00	3.60	0.00	5.00	0.00
A Total Revenue Income	1231.44	705.50	1270.49	1149.65	1515.00	135.05


Finance Officer



Secretary


Vice Chairman


Chairman

	Actual 2006-07	Actual 2007-08	Actual 2008-09	Actual 2009-10	Proposed 2010-11	Up to 31.08.10
B Capital Income						
1 Rishilok Scheme	2.30	4.16	0.64	1.44	2.00	0.18
2 Shivlok scheme	4.12	9.23	5.59	2.77	4.00	1.50
3 Harilok scheme	81.71	27.11	6.24	11.27	16.00	9.38
4 Shyamlok scheme	84.68	5.16	5.19	3.57	8.00	2.32
5 Ashray Yojana	4.19	4.42	5.29	8.39	6.00	1.74
6 Gayatrilok Scheme	0.00	0.00	0.00	0.00	0.00	0.00
7 BHEL grih nirman sahkari Scheme	0.00	0.00	0.00	0.00	1000.00	0.00
8 T.P. Nagar, Haridwar	106.82	54.38	139.86	162.27	1500.00	27.00
9 Indrllok Scheme 1	12200.98	939.61	742.84	142.72	600.00	220.56
10 Indrllok Scheme 2	0.00	0.00	0.00	0.00	1500.00	0.00
11 NEW Scheme	0.00	0.00	0.00	0.00	500.00	0.00
12 Loan (HUDCO & other finicial inst.)	0.00	0.00	0.00	0.00	1000.00	0.00
13 Recovery from staff for HBA & car loan	1.12	1.13	0.79	0.53	0.50	0.00
14 Deposit work (AKM. MLA Nidhi Etc.)	0.00	0.00	0.00	548.95	15.00	19.25
15 Return from S.L.A.O. (Harilok-2)	0.00	360.00	0.00	0.00	170.00	0.00
B Total Capital Income	12485.92	1405.20	906.44	881.91	6321.50	281.93
Total Income (A+B)	13717.36	2110.70	2176.93	2031.56	7836.50	416.98
Total Income including Openig balace	13998.55	15462.87	4396.72	4803.44	11199.72	3780.20

	Actual 2006-07	Actual 2007-08	Actual 2008-09	Actual 2009-10	Proposed 2010-11	Up to 31.08.10
A Revenue Expenditure						
1- Establishment						
(i) Staff salary & allowances	62.11	65.19	94.10	103.19	160.00	83.49
(ii) T.A. bill	0.57	0.47	0.51	0.86	1.50	0.20
(iii) Encashment / pension Anshdan	1.12	0.55	0.00	2.59	3.00	0.37
(iv) Honorarium	0.23	0.01	0.00	0.00	0.50	0.00
(vi) Medical Rembersment	0.01	0.00	0.07	0.25	5.00	2.10
Total (A)	64.04	66.22	94.68	106.89	170.00	86.16
2- Office / Misc. Exp.						
(i) Postage Exp.	0.16	0.29	0.19	0.20	0.50	0.05
(ii) Stationery	1.42	2.34	2.63	2.34	3.00	0.62
(iii) Office maint.	3.26	1.05	12.50	22.53	20.00	4.00
(iv) Chairman office maint.	2.84	0.97	1.08	2.20	3.00	1.02
(v) Telephone Expenditure.	1.33	1.06	1.43	1.76	3.00	0.98
(vi) Library	0.02	0.03	0.00	0.07	0.25	0.04
(vii) Leagal Exp.	2.59	3.75	5.21	15.68	18.00	2.82
(viii) Atithi Satkar	0.64	0.36	0.69	0.76	1.50	0.15
(ix) Printing	0.65	0.12	1.41	0.68	2.00	0.03
(x) Advertisement (Gen.)	0.98	6.60	11.08	12.92	15.00	5.71
(xi) Advertisement (Tender)	0.00	7.50	3.00	0.00	0.00	0.00
(xii) Audit Fee	1.87	0.00	10.00	9.20	15.00	0.00
(xiii) Misc. Exp.	0.89	1.47	2.06	4.00	5.00	0.86
(xiv) Employee Welfare	0.00	0.00	0.00	0.00	0.00	0.00
(xv) Maint. Of Machines	0.22	0.00	0.00	0.14	2.00	0.35
(xvi) Maint of Electricity	2.22	1.81	2.12	1.97	3.00	1.39


Finance officer


Secretary



Vice Chairman


Chairman

	Actual 2006-07	Actual 2007-08	Actual 2008-09	Actual 2009-10	Proposed 2010-11	Up to 31.08.10
(xvii) Discr.	0.35	0.30	0.39	0.75	2.00	2.00
(xviii) Temp. Advance.	-0.90	0.54	1.61	-0.06	1.00	19.79
(xix) Computer. Maintenance.	0.45	0.33	0.62	2.64	4.00	0.83
(xx) Transfer of ambar Fee	0.00	0.00	0.00	0.00	30.00	0.00
(xxi) Uttarnch Govt. Avas	0.48	0.00	0.00	0.00	0.00	0.00
(xxii) Maint. In Harilok	0.49	2.57	6.91	18.93	19.00	2.95
(xxiii) F.B.T. & Other Tex	0.91	18.54	83.31	26.42	50.00	0.00
Total (B)	20.87	49.63	146.24	123.13	197.25	43.59
3- Vehicle						
(i) Maint.	1.80	2.62	3.93	5.89	6.00	2.12
(ii) Petrol / Diesel	8.47	5.93	9.46	12.78	15.00	5.92
Total (C)	10.27	8.55	13.39	18.67	21.00	8.04
4- Advance to Emp.						
(i) Vehicle	0.26	0.00	0.00	0.00	2.00	0.00
(ii) H.B.A	0.00	0.00	0.00	0.00	5.00	0.00
Total (D)	0.26	0.00	0.00	0.00	7.00	0.00
5- Master Plan						
Total (E)	3.66	3.59	0.58	0.21	10.00	2.17
Total Revenue exp..(A+B+C+D+E)	99.10	127.99	254.89	248.90	405.25	139.96
Capital Exp.						
1 Purchase of Vehicle / Machine	6.32	0.00	9.69	0.00	7.00	0.00
2 Purchase of Computer.	1.02	6.36	6.40	1.92	3.00	0.15
3 Ferniture / fixture	0.54	8.00	3.45	4.11	6.00	0.82
Total (A)	7.88	14.36	19.54	6.03	16.00	0.97
5 Purchase of Land						
(i) For New Scheme	360.00	0.00	0.00	0.00	2000.00	0.00
Total(B)	360.00	0.00	0.00	0.00	2000.00	0.00

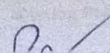

Finance officer


Secretary



Vice Chairman


Chairman

	Actual	Actual	Actual	Actual	Proposed	Up to
	2006-07	2007-08	2008-09	2009-10	2010-11	31.08.10
6 Development/ const Works in Schemes						
(i) Shivlok Scheme	0.00	0.19	0.00	0.00	2.00	0.90
(ii) Shyamlok Scheme	2.25	0.00	1.16	0.10	2.00	0.00
(iii) Harilok Scheme	0.88	0.00	0.00	0.00	510.00	0.00
(iv) Repayment of loan	0.00	0.00	0.00	0.00	50.00	0.00
(v) Intt. on Loan	0.00	0.00	0.00	0.00	20.00	0.00
(vi) Consultancy / Training Etc.	0.00	0.00	0.00	0.00	10.00	0.00
(vii) Infrac. Devt. Fund Works	63.43	342.39	672.20	300.57	1000.00	175.15
(viii) Deposit Works /kumb mela 2010	39.58	0.00	0.00	198.15	230.00	223.19
(ix) Haritama / Plantation	10.24	9.12	8.13	9.25	50.00	3.34
(x) T.P. Nagar Scheme	6.05	353.68	262.11	391.46	200.00	53.54
(xi) BHEL. Rehab. Scheme	7.40	0.00	0.54	20.09	15.00	5.89
(xii) BHEL.Grih. Nirman Samiti Scheme	0.00	0.00	0.00	0.00	1000.00	0.00
(xiii) Indralok Scheme	49.57	12395.35	406.27	265.67	250.00	68.23
(xiv) Indralok Scheme 2	0.00	0.00	0.00	0.00	2000.00	48.39
(xv) NEW Scheme	0.00	0.00	0.00	0.00	100.00	0.00
Total (C)	179.40	13100.73	1350.41	1185.29	5439.00	578.63
Total Capital Exp.	547.28	13115.09	1369.95	1191.32	7455.00	579.60
Total Exp.	646.38	13243.08	1624.84	1440.22	7860.25	719.56
Closing Balance	13352.17	2219.79	2771.88	3363.22	3339.47	3060.64


Vice Officer


Secretary


Vice Chairman


Chairman