

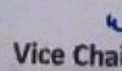


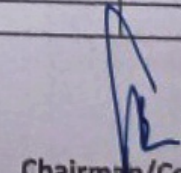


Haridwar Development Authority, Haridwar									
Proposed Budget 2019-20		(Rs. In lac)							
		Actual	Actual	Actual	Proposed	Actual	Proposed	Actual	Proposed
		31.03.2015	31.03.2016	31.03.2017	2017-18	31.03.2018	2018-19	31.12.2018	2019-20
<b>B</b>	<b>Capital Income</b>								
1	Shivlok scheme	3.16	3.56	2.18	3.00	3.08	3.00	0.19	3.00
2	Harilok scheme	2.35	7.43	5.67	25.00	9.82	25.00	3.69	20.00
3	Shyamlok scheme	3.54	0.45	0.28	10.00	15.33	10.00	1.93	5.00
4	Ashray Yojana	3.78	9.04	7.08	10.00	17.39	18.00	5.32	8.00
5	Transport Nagar, Haridwar	340.41	196.13	121.90	3500.00	144.27	3500.00	60.04	4000.00
6	Indra Lok Scheme -1	80.36	156.58	26.88	2300.00	49.24	2300.00	163.20	3000.00
7	Indra Lok Scheme - 2	0.00	0.00	0.00	1700.00	0.00	1700.00	0.00	1800.00
8	Asaf nagar roorkee scheme	0.00	0.00	0.00	500.00	0.00	500.00	0.00	50.00
9	Loan (HUDCO & other financial inst.)	0.00	0.00	0.00	1200.00	0.00	3500.00	0.00	3000.00
10	Recovery from staff for HBA & car loan etc.	0.56	0.32	0.28	7.00	1.93	7.00	3.47	3.00
11	Deposit work (AKM, MLA Nidhi Etc.)	0.00	622.19	3.45	0.00	0.00	0.00	0.00	300.00
12	Infrast. Devt. Fund Works	0.00	444.83	785.46	1000.00	924.84	1000.00	578.66	1630.00
13	Shelter Fund EWS/LIG	0.00	0.00	320.85	150.00	345.95	350.00	12.42	100.00
	<b>Total Capital Income</b>	<b>434.16</b>	<b>1440.53</b>	<b>1274.03</b>	<b>10405.00</b>	<b>1511.85</b>	<b>12913.00</b>	<b>828.92</b>	<b>13919.00</b>
	<b>Total Income (A+B)</b>	<b>1728.13</b>	<b>2305.80</b>	<b>2165.93</b>	<b>11525.00</b>	<b>2305.62</b>	<b>14033.00</b>	<b>1260.44</b>	<b>15046.00</b>
	<b>Total Income including Opening balance</b>	<b>6312.71</b>	<b>7379.43</b>	<b>8126.94</b>	<b>17713.52</b>	<b>8494.14</b>	<b>14033.00</b>	<b>1260.44</b>	<b>15046.00</b>
<b>A</b>	<b>Revenue Expenditure</b>								
<b>I-</b>	<b>Establishment</b>								
(i)	Staff salary & allowances	268.02	333.76	317.10	450.00	380.89	500.00	351.61	525.00
(ii)	T.A. bill	1.46	1.84	1.20	2.00	1.38	2.50	0.74	2.00
(iii)	Encashment /Pension Anshdan	0.00	0.00	4.83	5.00	4.32	8.00	0.00	5.00
(iv)	Honorarium	0.00	0.00	0.00	0.50	0.00	0.50	0.00	0.50
(vi)	Medical re-imburement	0.21	0.31	1.27	3.50	2.00	4.00	2.14	8.00
	<b>Total (A)</b>	<b>269.69</b>	<b>335.91</b>	<b>324.40</b>	<b>461.00</b>	<b>388.59</b>	<b>515.00</b>	<b>354.49</b>	<b>540.50</b>

  
C.F.O

  
Secretary

  
Vice Chairman

  
Chairman/Commissioner

**Haridwar Development Authority, Haridwar**

Proposed Budget 2019-20		(Rs. In lac)							
		Actual	Actual	Actual	Proposed	Actual	Proposed	Actual	Proposed
		31.03.2015	31.03.2016	31.03.2017	2017-18	31.03.2018	2018-19	31.12.2018	2019-20
<b>B</b>									
2-	Office / Misc. Expenditure								
(i)	Postage	0.36	0.39	0.30	0.50	0.30	0.50	0.17	0.50
(ii)	Stationary	2.71	1.90	2.70	4.00	2.30	5.00	1.44	5.00
(iii)	Office maintainace	16.02	17.00	11.40	25.00	21.04	25.00	14.98	25.00
(iv)	Chairman office maintainace	2.73	1.08	0.49	3.00	0.00	3.00	0.53	3.00
(v)	Telephone Expenditure.	3.00	2.42	18.00	2.50	2.23	4.00	2.09	4.00
(vi)	Library	0.03	0.11	0.13	0.50	0.03	0.50	0.06	0.50
(vii)	Leagal Expenditure.	36.30	19.80	8.67	40.00	16.29	40.00	0.60	40.00
(viii)	Atithi Satkar	1.40	0.83	0.81	2.00	1.27	2.00	0.50	2.00
(ix)	Printing	0.57	0.40	2.02	3.00	1.05	3.00	1.55	3.00
(x)	Advertisement	8.67	22.80	10.84	20.00	19.50	20.00	19.55	25.00
(xi)	Audit Fee	0.00	0.00	0.00	5.00	0.00	5.00	0.00	5.00
(xii)	Misc. Expenditure	4.13	5.11	5.29	10.00	3.62	10.00	4.00	10.00
(xiii)	Employee Welfare	0.00	0.00	0.00	1.00	0.00	1.00	0.00	1.00
(xiv)	Maint. Of Machines	1.04	0.21	1.08	1.50	0.76	2.00	0.21	1.50
(xv)	Maint of Electricity	4.41	3.71	5.26	6.00	5.34	6.00	5.00	6.00
(xvi)	Discretionary	0.00	1.37	0.00	3.00	0.00	3.00	1.00	2.00
(xvii)	Temp. Advance.	2.41	0.00	0.00	2.00	0.00	2.00	1.69	2.00
(xviii)	Computer. Maintenance.	0.93	0.18	1.21	4.00	0.73	5.00	1.45	4.00
(xix)	Transfer of ambar Fee	6.26	0.00	4.51	15.00	0.72	10.00	0.00	15.00
(xx)	Maint. In Harilok	10.33	11.03	9.73	10.00	6.32	10.00	3.45	8.00
(xxi)	Maintenance Expenses of Inderlok	0.00	5.40	18.15	10.00	2.00	10.00	1.63	7.00
(xxii)	Maintenance Espenses Transport Nagar,	0.00	0.00	5.00	5.00	0.00	5.00	0.00	5.00
(xxii)	F.B.T. & Other Tex	40.00	0.00	0.00	250.00	0.00	250.00	0.00	250.00
	<b>Total (B)</b>	<b>141.30</b>	<b>93.74</b>	<b>105.59</b>	<b>423.00</b>	<b>83.50</b>	<b>422.00</b>	<b>59.90</b>	<b>424.50</b>
<b>C</b>									
3-	Vehicle								
(i)	Maint.	4.37	2.94	2.47	2.00	2.07	5.00	1.44	3.00
(ii)	Petrol / Diesel	8.57	8.07	9.84	12.00	11.92	16.00	7.85	18.00
(iii)	Vehicle on rent	0.00	7.63	8.00	15.00	12.82	20.00	10.36	30.00
	<b>Total (C)</b>	<b>12.94</b>	<b>18.64</b>	<b>20.31</b>	<b>29.00</b>	<b>26.81</b>	<b>41.00</b>	<b>19.65</b>	<b>51.00</b>

*[Signature]*  
C.F.O

*[Signature]*  
Secretary


*[Signature]*  
Vice Chairman

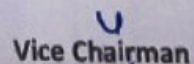
*[Signature]*  
Chairman/Commissioner

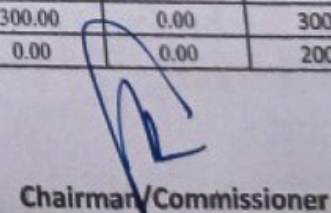
## Haridwar Development Authority, Haridwar

Proposed Budget 2019-20		(Rs. In lac)							
		Actual 31.03.2015	Actual 31.03.2016	Actual 31.03.2017	Proposed 2017-18	Actual 31.03.2018	Proposed 2018-19	Actual 31.12.2018	Proposed 2019-20
<b>D</b>									
4-	Advance to Employee								
(i)	Vehicle	0.00	0.00	0.00	2.00	0.00	2.00	0.00	2.00
(ii)	H.B.A	0.00	0.00	6.21	10.00	0.00	10.00	0.00	10.00
	<b>Total (D)</b>	<b>0.00</b>	<b>0.00</b>	<b>6.21</b>	<b>12.00</b>	<b>0.00</b>	<b>12.00</b>	<b>0.00</b>	<b>12.00</b>
<b>E</b>									
5-	Master Plan	26.95	0.00	41.68	50.00	5.42	50.00	11.16	40.00
	<b>Total (E)</b>	<b>26.95</b>	<b>0.00</b>	<b>41.68</b>	<b>50.00</b>	<b>5.42</b>	<b>50.00</b>	<b>11.16</b>	<b>40.00</b>
<b>F</b>									
6	Computrization of H D A office	0.00	0.00	72.90	50.00	4.54	50.00	0.00	30.00
	<b>Total Revenue exp..(A+B+C+D+E+F)</b>	<b>450.88</b>	<b>448.29</b>	<b>571.09</b>	<b>1025.00</b>	<b>508.86</b>	<b>1090.00</b>	<b>445.20</b>	<b>1098.00</b>
<b>A Capital Exp.</b>									
1	Purchase of Vehicle / Machine	0.00	11.43	16.76	15.00	0.00	15.00	0.00	15.00
2	Purchase of Computer.	2.91	0.55	0.13	18.00	16.28	35.00	4.17	15.00
3	Femiture / fixture	1.92	6.48	4.84	5.00	2.03	12.00	7.47	10.00
	<b>Total (A)</b>	<b>4.83</b>	<b>18.46</b>	<b>21.73</b>	<b>38.00</b>	<b>18.31</b>	<b>62.00</b>	<b>11.64</b>	<b>40.00</b>
<b>B</b>									
5	Purchase of Land								
(i)	For New Scheme	0.00	0.00	0.00	3000.00	0.00	3000.00	0.00	3500.00
	<b>Total(B)</b>	<b>0.00</b>	<b>0.00</b>	<b>0.00</b>	<b>3000.00</b>	<b>0.00</b>	<b>3000.00</b>	<b>0.00</b>	<b>3500.00</b>
<b>C</b>									
6	Development/ const Works in Schemes								
(i)	Shivlok Scheme	0.00	0.00	0.00	1.00	0.00	1.00	0.40	1.00
(ii)	Shyamlok Scheme	0.00	0.00	0.00	2.00	0.00	2.00	0.00	2.00
(iii)	Harilok Scheme	0.35	0.00	5.00	5.00	0.00	5.00	0.00	5.00
(iv)	Repayment of loan	0.00	0.00	0.00	100.00	0.00	325.00	0.00	1000.00
(v)	Interest. on Loan	0.00	0.00	0.00	50.00	0.00	125.00	0.00	360.00
(vi)	Consultancy / Training Etc.	0.00	0.00	0.00	10.00	0.00	18.00	0.00	10.00
(vii)	Infra. Dev. Fund Works	165.29	406.34	695.00	2500.00	1171.68	2500.00	238.92	3500.00
(viii)	Deposit Works /kumb mela 2016	0.00	270.14	281.12	25.00	18.53	25.00	12.90	50.00
(ix)	Haritima / Plantation	18.11	13.84	15.45	70.00	68.94	80.00	69.85	80.00
(x)	Transport. Nagar Scheme	12.70	0.64	7.00	280.00	0.00	300.00	0.00	300.00
(xi)	BHEL. Rehab. Scheme	6.79	0.00	0.00	0.00	0.00	0.00	0.00	200.00

  
C.F.O

  
Secretary

  
Vice Chairman

  
Chairman/Commissioner

### Haridwar Development Authority, Haridwar

Proposed Budget 2019-20		(Rs. In lac)							
		Actual	Actual	Actual	Proposed	Actual	Proposed	Actual	Proposed
		31.03.2015	31.03.2016	31.03.2017	2017-18	31.03.2018	2018-19	31.12.2018	2019-20
(xii)	Indra Lok Scheme- 1	576.54	259.20	242.03	400.00	93.11	600.00	137.16	700.00
(xiii)	Indra Lok Scheme - 2	0.00	0.00	100.00	1200.00	142.00	2500.00	0.00	2500.00
(xiv)	Asaf nagar roorkee	0.00	0.00	0.00	0.00	0.00	0.00	0.00	700.00
(xv)	NEW Scheme	0.00	0.00	0.00	400.00	0.00	400.00	0.00	200.00
(xvi)	Board fund	3.59	1.51	0.00	500.00	4.79	3000.00	10.02	800.00
<b>Total (C)</b>		<b>783.37</b>	<b>951.67</b>	<b>1345.60</b>	<b>5543.00</b>	<b>1499.05</b>	<b>9881.00</b>	<b>469.25</b>	<b>10408.00</b>
<b>Total Capital Expenditure</b>		<b>788.20</b>	<b>970.13</b>	<b>1367.33</b>	<b>8581.00</b>	<b>1517.36</b>	<b>12943.00</b>	<b>480.89</b>	<b>13948.00</b>
<b>Total Expenditure</b>		<b>1239.08</b>	<b>1418.42</b>	<b>1938.42</b>	<b>9606.00</b>	<b>2026.22</b>	<b>14033.00</b>	<b>926.09</b>	<b>15046.00</b>
<b>Closing Balance</b>		<b>5073.63</b>	<b>5961.01</b>	<b>6188.52</b>	<b>8107.52</b>	<b>6467.92</b>	<b>0.00</b>	<b>334.35</b>	<b>0.00</b>

*[Signature]*  
C.F.O

*[Signature]*  
Secretary

*[Signature]*  
Vice Chairman

*[Signature]*  
Chairman/Commissioner